



To,

**The Trustees
EKALAVYA FOUNDATION**

CHIKKADPALLY
HYDERABAD - 500020.

Report on the Financial Statements

We have audited the accompanying financial statements of EKALAVYA FOUNDATION ("the Trust"), which comprise the Balance Sheet as at 31st March, 2022, the Statement of Income and Expenditure, Statement of Receipt and Payments and a summary of the significant accounting policies and other explanatory information.

Management's Responsibility for the Financial Statements

The Trust's Management is responsible for the preparation of these financial statements that give a true and fair view of the financial position, financial performance and cash flows of the Trust in accordance with the applicable Accounting Standards. This responsibility includes the design, implementation and maintenance of internal control relevant to the preparation and presentation of the financial statements that gives a true and fair view and is free from material misstatement, whether due to fraud or error.

Auditors' Responsibility

Our responsibility is to express an opinion on these financial statements based on our audit. We conducted our audit in accordance with the Standards on Auditing issued by the Institute of Chartered Accountants of India. Those Standards require that we comply with the ethical requirements and plan and perform the audit to obtain reasonable assurance about whether the financial statements are free from material misstatement.

An audit involves performing procedures to obtain audit evidence about the amounts and the disclosures in the financial statements. The procedures selected depend on the auditor's judgment, including the assessment of the risks of material misstatement of the financial statements, whether due to fraud or error. In making those risk assessments, the auditor considers the internal control relevant to the Trust's preparation and fair presentation of the financial statements in order to design audit procedures that are appropriate in the circumstances. An audit also includes evaluating the appropriateness of accounting policies used and the reasonableness of the accounting estimates made by the Management, as well as evaluating the overall presentation of the financial statements.



Contd...2

We believe that the audit evidence we have obtained is sufficient and appropriate to provide a basis for our audit opinion.

Opinion

1. We have obtained all the information and explanations, which are to the best of knowledge and belief, were necessary for the purposes of our audit.
2. In our opinion, proper books of accounts, as required by law, have been kept by the Trust, so far as appears from our examination of those books.
3. The Balance Sheet, Income and Expenditure Account and Receipt and payment Account as dealt with this report are in agreement with books of account.
4. In our opinion and to the best of our information and according to the explanations given to us, the financial statements give the information required by the Act in the manner so required and give a true and fair view in conformity with the generally accepted accounting principles in India:
 - (a) In the case of the Balance Sheet, of the state of affairs of the Trust as at 31st March, 2022.
 - (b) In the case of the Statement of Income and Expenditure, Excess of Income over Expenditure of the Trust for the year ended on that date.
 - (c) In the case of statement of Receipts & Payment of the trust for the year ended on that date.

For,

A V Subba Rao & Co.,
Chartered Accountants



K SAI KIRAN
Partner
FRN: 005809S
M.NO. 221840

UDIN: 22221840ALONPH8666

Place: - HYDERABAD

Date: - 19-06-2022

M/s. EKALAVYA FOUNDATION
1-8-522/7, Chikkadapally, Hyderabad - 500 020

BALANCE SHEET AS ON 31-03-2022

LIABILITIES	Amount (Rs.)		ASSETS	Amount (Rs.)	
	2021-22	2020-21		2021-22	2020-21
Corpus Fund	2,60,05,732		Fixed Assets		
Add: Corpus Funds received		2,60,05,732	Gross Block (Schedule I)	11,39,14,902	
General Fund Opening Balance	85,13,734		Less: Depreciation	81,53,051	10,57,61,851
Add: Excess of Income Over Expenditure	2,13,91,630		Live Stock - Cows		2,00,000
Add: Depreciation Adj on			Capital Work In Progress		
Transfer of Assets	2,25,23,421	5,24,28,785	Krishi Vignan Kendra - Accomodation for Resource Persons & Trainers		5,55,000
Krishi Vignan Kendra Fund	4,86,40,968	4,86,40,968	Krishi Vignan Kendra - Bio Control Lab		7,08,568
Ekalavya Centre for Organic Agriculture Research and Training Development Fund		13,13,94,773	Current Assets, Loans&Advances		
Tribal Resource Centre Development Fund	1,52,73,145	1,52,73,145	Loans and Advances (Sch II)	39,35,072	27,90,877
Unsecured Loans	57,56,000	74,56,000	TDS Receivable	1,57,497	1,16,935
Project pending Utilisations:			Fixed Deposits - FCRA	3,00,000	3,00,000
Rain Water Harvesting Projects		1,35,00,000	Fixed Deposits - EOAP	13,52,928	13,52,928
Education Projects		5,00,000	Fixed Deposits - SM	10,00,000	40,00,000
NABAD Projects		21,32,800	Cash in Hand	11,072	71,704
Current Liabilities & Provisions			Cash at Bank (Schedule III)	3,65,56,980	3,97,13,953
Security Deposit - Students		9,76,300			
Audit Fee	25,000	20,000			
TDS Payable	72,009	30,000			
Salaries Payable	5,38,238				
PF & ESI	3,35,522	2,86,120			
Expenses Payable		5,64,763			
	14,90,75,399	25,52,94,335		14,90,75,399	25,52,94,335


for EKALAVYA FOUNDATION



(P. Venugopal Reddy)
President



(C. Kashinath Reddy)
Secretary



(G. Ravinder)
Treasurer



Place: Hyderabad
Date: 19-06-2022

for A V Subba Rao & Co.
Chartered Accountants



M.No.221840

FRN:0058095

UDIN:22221840ALONPH8666


M/s. EKALAVYA FOUNDATION
1-8-522/7, Chikkadapally, Hyderabad - 500 020


INCOME & EXPENDITURE STATEMENT FOR THE PERIOD 01-04-2021 TO 31-03-2022


						Amount (Rs.)		
EXPENDITURE		2021-22	2020-21	INCOME		2021-22	2020-21	
To	Organic Agriculture Project	A	15,95,088	83,74,120	By	Donations/Grants/Fee	6,73,72,773	5,47,29,423
To	Krishi Vignan Kendra (Sch VII)		2,35,93,130	1,75,87,226				
To	Education	B	1,01,63,655	60,23,999	By	Ekalavya Organic Agriculture		
To	Ekalavya Organic Agriculture					Polytechnic Fee	71,32,152	31,92,000
To	Polytechnic (Sch VIII)		56,23,737	34,76,563	By	Krishi Vignan Kendra Grants	1,73,13,059	1,27,29,739
To	Rain Water Harvesting & Natural							
To	Resource Management	C	1,17,70,216	97,26,820	By	Agriculture Income	28,53,416	28,72,617
To	People's Collectives	D	54,27,813	1,87,140	By	Bank Interest - Saving & Deposit A/c	10,61,089	5,90,270
To	Health	E	15,81,274	54,13,566	By	Bank Interest - FCRA	42,618	38,965
To	Other Projects	F	9,96,367	1,95,256	By	IT Refund Received	1,26,290	84,494
To	Administrative Exp (Sch IX)		56,05,435	38,38,343	By	Miscellaneous Income		42,500
To	Depreciation (Sch I)		81,53,051	1,57,25,159				
	Excess of Income Over							
	Expenditure		2,13,91,630	37,31,815				
			9,59,01,397	7,42,80,008			9,59,01,397	7,42,80,008

for EKALAVYA FOUNDATION

As per our report of even date
for A V Subba Rao & Co.,
Chartered Accountants


(P. Venugopal Reddy)
President


(C. Kashinath Reddy)
Secretary


(G Ravinder)
Treasurer



(K SAI RAM)
Partner
M.No.221840
FRN:005809S

UDIN:22221840ALONPH8666

Place: Hyderabad
Date : 19-06-2022



M/s. EKALAVYA FOUNDATION
1-8-522/7, Chikkadapally, Hyderabad - 500 020


RECEIPTS & PAYMENTS FOR THE PERIOD 01-04-2021 TO 31-03-2022


Amount (Rs.) Amount (Rs.) Amount (Rs.) Amount (Rs.)


RECEIPTS		2021-22	2020-21	PAYMENTS		2021-22	2020-21
To	Opening Balances			By	Organic Agriculture Project		
	Cash in Hand	71,704	2,063		Organic Agriculture Expenditure (Sch IV)	-	39,38,097
	Bank Balances (Sch III)	3,97,13,953	2,77,71,220		Goshala Expenditure	-	9,04,404
					Capital Expenditure - Agri Infra	-	52,975
To	Donations Received	4,94,13,810	4,78,04,665		Sendriya Mithra - Revenue Expenditure	15,95,088	35,31,619
To	Grants Received	1,73,13,059	4,91,86,611				
To	Ekalavya Organic Agriculture - Polytechnic Tution Fee	61,55,852	31,92,000				
To	IT Refund Received	1,26,290	11,04,979	By	Ekalavya Centre for Organic Agriculture		
To	Agriculture Income	28,53,416	28,72,617		Research and Training Centre - Capital Works		
To	Bank Interest	10,29,755	5,90,270		Bio Gas Plant	-	1,27,603
To	Bank Interest - FCRA	42,618	38,965		Electrical Equipment	-	1,940
To	Miscellaneous Income	-	42,500		Roads	-	2,21,732
					Goshala	-	18,68,022
To	Unsecured Loans Received	-	61,00,000		Solar	-	1,82,128
					Farmers Dormitory, Staff Quarters, Dining	-	2,15,54,891
To	Loans and Advances Recovered towards Staff Loans & Work Advances	1,98,617	14,52,838	By	Agriculture Extension		
					Krishi Vignan Kendra Revenue Exp(Sch VII)	2,35,93,130	1,75,87,226
To	Expenses to be paid for 21-22/20-21	9,70,769	9,00,883		Krishi Vignan Kendra - Admin Building	-	80,97,242
					Krishi Vignan Kendra - Staff Quarters	1,53,01,464	5,55,000
To	Recovery of Security Deposits from Students	-	2,68,300		Krishi Vignan Kendra - Tractor	-	7,20,883
					Krishi Vignan Kendra - Bio Control Lab	5,16,107	7,08,568
To	Sale of Motor Vehicle	1,00,000	-		Krishi Vignan Kendra - Agri Infra	-	19,95,923
					Krishi Vignan Kendra - Goshala	-	3,75,014
To	Fixed Deposits Matured/Withdrawn	30,00,000	-	By	Education		
					Akshaya Vidya - Slum Education		
					Akshaya Vidya - Revenue Exp (Sch V)	1,01,63,655	42,88,874
					Vidyvahini	-	1,18,940
					Vemana Project - Kadapa (Sch VI)	-	16,16,185
					Vemana Project - Revenue Exp (Sch VI)	-	-
				By	Ekalavya Organic Agriculture Polytechnic		
					Revenue Expenditure (Sch VIII)	56,23,737	34,76,563
					Capital Expenditure - Lab Eq, Library Books	58,977	-
				By	Rain Water Harvesting & Natural Resource Mgt		
					Revenue Expenditure - (C)	1,17,70,216	97,26,820
				By	People's Collectives		
					Vemana Project - Farmers Clubs & FPOs	21,02,081	-
					CBBO	33,25,732	-
					Other Projects	-	1,87,140
					Capital Expenditure - Vemana Furniture	61,765	-
				By	Health - (E)	15,81,274	54,13,566
				By	Other Projects - (F)	9,96,367	1,95,256
				By	Administrative Expenses	29,88,502	38,38,343
				By	Assets Purchsed for Administration Purpose	-	17,500
				By	Loans and Advances given towards Staff Loans and Work Advances	3,55,532	2,90,877

			By	Advances to Suppliers	34,87,280	
			By	Expenses Payable for previous year paid	9,00,883	20,48,923
			By	Fixed Deposits made during the year		40,00,000
			By	Repayment of Loans		39,00,000
			By	Closing Balances		
				Cash In Hand	11,072	71,704
				Bank Balances (Sch III)	3,65,56,980	3,97,13,953
					12,09,89,843	14,13,27,911
					12,09,89,843	14,13,27,911

for EKALAVYA FOUNDATION


 (P. Venugopal Reddy)
 President


 (C. Kashinath Reddy)
 Secretary


 (G Ravinder)
 Treasurer

As per our report of even date
for A V Subba Rao & Co.,
Chartered Accountants


 (K SAIKIRAN)
 Partner

M.No.221840
 FRN:005809S
 UDIN:22221840ALONPH8666

Place: Hyderabad
Date : 19-06-2022

Place: Hyderabad
Date : 19-06-2022



M/s. EKALAVYA FOUNDATION
1-8-522/7, Chikkadapally, Hyderabad - 500 020

Schedule I

Description of Assets	WDV as on 01-04-21	Put to use Before September	Put to use After September	Total as on 31-03-22	Rate of Depreciation	Depreciation during the year	WDV as on 31-03-22
Land at Lingapur & Developments	9,09,440	-	-	9,09,440	0%	-	9,09,440
Land at Gingurthy & Developments	1,62,32,434	-	-	1,62,32,434	0%	-	1,62,32,434
Land at Krishi Vignan Kendra	1,92,53,323	-	-	1,92,53,323	0%	-	1,92,53,323
Land at Yapral	60,17,166	-	-	60,17,166	0%	-	60,17,166
Buildings & Other Civil Works Gingurthy	10,86,71,352	-	(10,86,71,352)	-	10%	-	-
- Krishi Vignan Kendra	2,20,69,604	-	1,58,56,464	3,79,26,068	10%	37,92,606.80	3,41,33,461
Borewell	82,874	-	-	82,874	15%	12,431.10	70,443
Buildings - Lingapur	1,49,24,258	-	-	1,49,24,258	10%	14,92,425.80	1,34,31,832
Leasehold Improvements	3,06,552	-	-	3,06,552	10%	30,655.20	2,75,897
Agri Infrastructure - Gingurthy	31,92,905	-	-	31,92,905	15%	4,78,935.75	27,13,969
- Lingapur	1,24,702	-	-	1,24,702	15%	18,705.30	1,05,997
- Krishi Vignan Kendra	17,96,331	-	-	17,96,331	15%	2,69,449.65	15,26,881
Computers & Printers	7,24,925	-	-	7,24,925	40%	2,89,970.00	4,34,955
Electrical Fittings	63,44,835	-	-	63,44,835	15%	9,51,725.25	53,93,110
Office Equipments	5,96,659	-	-	5,96,659	15%	89,498.85	5,07,160
Furniture & Fixtures	18,15,300	-	61,765	18,77,065	10%	1,87,706.50	16,89,359
Lab Equipment	51,669	34,125	12,24,675	13,10,469	15%	1,96,570.35	11,13,899
Library Books	25,857	-	24,852	50,709	15%	5,742.45	44,967
Vehicles	23,44,187	-	(1,00,000)	22,44,187	15%	3,36,628	19,07,559
	20,54,84,373	34,125	(9,16,03,596)	11,39,14,902		81,53,051	10,57,61,851
2020-21	22,12,09,530			22,12,09,530		1,57,25,159	20,54,84,371

for EKALAVYA FOUNDATION





(P. Venugopal Reddy) (C. Kashinath Reddy) (G. Ravinder)
President Secretary Treasurer



A.Organic Agriculture Project	Amount (Rs.)	
	2021-22	2020-21
Organic Agriculture Expenditure (IV)	-	48,42,501
Sendriya Mithra for Organic Agriculture	15,95,088	35,31,619
TOTAL	15,95,088	83,74,120

B.Education	Amount (Rs.)	
	2021-22	2020-21
Akshaya Vidya-Slum Education (Schedule V)	1,01,63,655	42,88,874
Vemana Project (Schedule VI)-Kadapa	-	16,16,185
Vidyavahini Utnoor	-	1,18,940
TOTAL	1,01,63,655	60,23,999

C.Rain Water Harvesting & Natural Resource Management	Amount (Rs.)	
	2021-22	2020-21
Gattipally Watershed - Adilabad	29,65,279	28,82,184
Walgonda Watershed - Adilabad	45,936	2,55,835
Watershed Administraion - Adilabad Watersheds	-	13,38,729
Minumuluru Watershed Visakhapatnam	52,43,518	47,87,024
Open Well	-	3,29,973
Boulder Removal	10,20,200	50,000
Maa Thota	16,71,377	39,962
SLDP	8,23,906	43,113
TOTAL	1,17,70,216	97,26,820

D.People's Collectives	Amount (Rs.)	
	2021-22	2020-21
Vemana Project - Farmers Clubs & FPOs (SCHEDULE VI)	21,02,081	-
Farmers clubs & PGS	-	55,840
FPO Maintenance	-	81,300
Self Help Groups	-	50,000
CBBO	33,25,732	-
TOTAL	54,27,813	1,87,140

E.Health	Amount (Rs.)	
	2021-22	2020-21
Health	-	300
COVID 19	15,81,274	54,13,266
TOTAL	15,81,274	54,13,566

F. Other Projects	Amount (Rs.)	
	2021-22	2020-21
Law Awareness	-	1,20,456
Flood Relief	-	72,500
IIOR	-	2,300
Ekf admin exp	-	-
Garkampet Projeet	37,069	-
Grocery kits Distribution	27,650	-
Drums Distributions	5,00,000	-
FPC Maintenance	55,035	-
Global Assembly	4,895	-
IWMP Documentary	33,300	-
Jiva Project	3,075	-
LEDP Project	3,35,343	-
TOTAL	9,96,367	1,95,256

Schedule II - Loans and Advances

Amount (Rs.)

Particulars	2021-22	2020-21
Capital Advances:		
Advance for Land	-	25,00,000
Rental Advances:		
Vemana Project	13,000	13,000
V.Suvarnakumari [VSKP-Watershed]	20,000	20,000
Work Advance to Employees:		
Association for the Rural Development	-	1,50,000
R.Venkateswara Raju	-	12,000
I Mahesh Kumar	50,000	26,617
B Chandrakanth	10,000	10,000
M.Rajasekhar	-	5,726
Padali Gowtham	-	254
B.Vijay Kumar	50,000	-
M Sai Sateesh	50,000	-
K. Prashanth	1,00,000	-
M. Goraknath	10,000	-
S Durga Sai Prakash	24,512	-
Salary Advance:		
G. Shanker	27,000	-
I. Mahesh Kumar	40,000	-
Advance to Suppliers:		
VB Electronics	8,40,000	-
Computers	1,72,000	-
Kala Rahul Jain	17,500	-
Vijay Nirman Staff Mess Charges Receivables	-	46,020
Yogesh Staff Mess Charges Receivables	-	7,260
N.srinivasa Rao	1,00,000	-
FPC - RAITHUSENA	2,00,000	-
Mathota Farmers Fencing	7,32,660	-
Padgilwar shop- spray pumps & Agri Implements	14,78,400	-
	39,35,072	27,90,877

Schedule III: Cash at Bank

Amount (Rs.)

Particulars	2021-22	2020-21
Bank Balances with Scheduled Banks, Trust SB A/c:		
SBI, Utnoor	4,28,658	78,632
SBI - KVK Main	2,61,352	12,43,468
SBI - KVK RF	87,274	20,33,287
SBI - KVK Sales	2,30,351	68,401
SBI - KVK Coal India	93,110	29,83,864
Andhra Bank, Hyderabad, Akshaya Vidya	16,62,740	6,71,484
Andhra Bank, Hyderabad, FCRA	12,10,032	10,29,925
Andhra Bank, Hyderabad, Gingurthy	-	5,717
Andhra Bank, Hyderabad	-	2,82,863
Andhra Bank, Tandur, EOAP	7,13,931	1,25,703
Andhra Bank, Tandur	35,518	1,13,273
SBI - New Delhi Main Branch FCRA	8,87,785	-
Balances with Private Banks, Trust SB A/c:		
Axis Bank, Hyderabad	1,00,35,533	72,13,453
Axis Bank, Hyderabad, BPCL	-	1,09,046
Axis Bank, Hyderabad	-	90,547
Axis Bank-Vemana	10,83,507	11,53,205
Axis Bank -Agriculture	-	2,652
Axis Bank-A.V	45,92,890	62,77,087
Axis Bank-Const & General	-	7,851
Axis Bank-Goshala	-	55,241
Axis Bank-Sendriya Mithra	39,27,599	27,11,174
Axis Bank-VSKP Water Shed	15,08,531	70,54,364
Axis Bank-Watershed Projects	57,14,247	28,73,886
Axis Bank-Utnoor	40,83,922	35,28,828
	3,65,56,980	3,97,13,953

Schedule IV: Organic Agriculture Expenditure**Amount (Rs.)**

Particulars	2021-22	2020-21
Gingurthy		
Agriculture	-	22,78,988
Goshala	-	9,04,404
Administration	-	16,59,109
	-	48,42,501

Schedule V: Akshaya Vidya Slum Education**Amount (Rs.)**

Particulars	2021-22	2020-21
Hyderabad:		
Tutors & Co-ordinators Salaries	25,32,296	16,33,965
Academics Salaries	22,17,234	13,16,489
Trainings	26,185	49,480
Center Maintenance	2,84,723	15,030
Events & National Festivals	2,00,892	39,301
Administration Expenses	67,836	4,83,284
Travelling	17,928	44,918
Printing & Stationary	1,83,485	25,482
Telephone and Internet	9,13,332	7,953
Transport	8,541	5,485
Vehicle Repairs & Maintenance	1,55,529	9,496
Students	1,35,374	15,980
Bank charges	268	-
AV - ESI & PF	3,99,707	-
Field Exp	64,015	-
COVID 19 Expenses	26,87,369	-
Visakhapatnam:		
Academics	-	1,25,000
Office and Administration	-	1,29,225
Printing & Stationary	-	1,642
Tutors & Co-ordinators Salaries	-	2,48,983
Adilabad:		
Tutors & Co-ordinators Salaries	1,20,814	
Academics	1,01,625	15,253
Office and Administration	8,943	6,479
Printing & Stationary	5,277	5,625
Events & National Festivals	20,075	25,902
Travelling	6,035	9,630
Trainings	6,172	23,741
	1,01,63,655	42,38,343

Schedule VI: Vemana Project - Kadapa**Amount (Rs.)**

Particulars	2021-22	2020-21
Akshaya Vidya - Slum Education	-	58,371
Vidyavahini	-	37,244
Farmers Club	50,000	10,84,952
Health	-	1,725
Skill Development	-	11,065
Administration	2,98,861	3,73,760
Agri Implements	5,40,000	-
Documentation	948	-
Event expenditure	60,728	-
Library	63,180	-
Salaries	14,15,677	-
Traning expenditure	84,706	-
Travelling expenditre	99,981	-
	26,14,081	15,67,117

Schedule VII: Krishi Vignan Kendra

Amount (Rs.)

Particulars	2021-22	2020-21
CFLD Pulses	1,78,590	37,000
Bio Char	-	-
Farm Management	38,61,267	48,13,552
Office Contigencies	8,71,992	4,56,684
Attari Budjet expenditure	12,25,317	6,07,177
7th CPC Arrears exp	29,42,948	-
Salaries and Staff Welfare	92,00,378	82,95,707
CBPO Expenditure	2,24,774	-
Travel Allowance	46,879	78,000
Technical [FLD & OFT]	4,90,314	30,000
SC Sub Plan	22,30,118	-
Asci expenses	2,25,000	45,000
Employer EPF	10,22,426	-
Vegetables	-	1,07,293
Building Inauguration	-	4,47,306
FPO	-	2,66,000
FYM	-	5,36,200
Marketing	-	14,03,286
Support Staff Salaries	-	3,82,177
Mess Exp For RAWEP Students	-	81,195
Refund pay & Allowance	10,70,000	-
Bank Charges	3,127	649
	2,35,93,130	1,75,87,226

Schedule VIII: Ekalavya Organic Agriculture Polytechnic

Amount (Rs.)

Particulars	2021-22	2020-21
Salaries	19,60,248	16,46,088
Mess	20,42,721	11,84,779
Counselling	-	10,710
Students Uniform & ID Cards	88,590	-
Affiliation Fee	1,09,500	1,10,173
Printing and Stationery	25,559	13,130
Agri Inputs	62,294	92,840
Repairs and Maintenance	1,84,294	23,565
Exam Fee	2,49,507	1,41,232
Travelling Expenses	72,638	33,338
Office & College Maintenance	1,06,424	52,428
Sports and Cultural Events	8,873	81,538
Bank charges	2,691	-
Scholarship Processing	5,93,600	8,500
Electricity and Land Tax	1,16,798	78,242
	56,23,737	34,76,563

Schedule IX: Administrative Expenses

Amount (Rs.)


Particulars	2021-22	2020-21
Salaries	10,10,733	8,98,265
Travelling	3,25,262	67,890
Printing and Stationery	39,117	23,665
Staff Welfare & Mess	2,26,788	1,61,933
Office Maintenance	3,39,128	86,363
Meeting Expenditure	1,25,426	3,979
Professional Charges	-	35,000
Telephone & Internet Charges	13,310	22,941
Website Maintenance	1,57,728	1,968
Repairs & Maintaince	31,309	90,161
Bank Charges	8,243	6,866
Postage and Courier	23,000	9,329
Audit Fee	5,000	5,000
Books and Periodicals	25,128	2,000
PF Admin Charges	82,760	71,482
Donations	26,50,000	1,00,000
Building Inauguration	-	1,43,816
Utnoor (Adilabad) Administration & TRC Expenses	3,33,677	17,47,685
Maintenance & Electricity	91,741	3,60,000
Marketing Exp	1,17,086	-
	56,05,435	38,38,343

Notes on Accounts:

1. The Institution follows Mercantile System of Accounting. It follows generally accepted accounting principles and policies.
2. Fixed Assets are stated at historical cost less depreciation.
3. Depreciation is provided on WDV basis at the rates prescribed under Income Tax Act, 1961
4. The Institution is not having any other activity other than the activities mentioned in the main objectives of the Institution.
5. The organisation is maintaining different bank accounts for each project separately to submit the details to consent funding agency.
6. Paises rounded off to nearest rupee.

for EKALAVYA FOUNDATION

As per our report of even date
for A V Subba Rao & Co.,
Chartered Accountants


(P.Venugopal Reddy)
President


(C.Kashinath Reddy)
Secretary


(G Ravinder)
Treasurer


(K SAIKIRAN)
Partner

M.No.221840
FRN:005809S

Place: Hyderabad
Date : 19-06-2022

